

Residential AeroTherm® Series Heat Pump Water Heater



Photo is of
RE2H50S10

AeroTherm® Heat Pump Model Features:

- **ENERGY STAR® Qualified**—Meet or exceed requirements for ENERGY STAR® per the latest ENERGY STAR® criteria revision, as well as most utility rebate programs.
- **The AeroTherm® Series Control Panel**—Provides detailed diagnostic information including water heater fault codes, tank codes, need-to-assess codes, and heat pump codes. Additional functions allow you to monitor the status of temperature sensing thermistors and heating components.
 - **User-Friendly, Easy to Read Display.**
 - **LED's Clearly Indicate the Current Operating Mode.**
 - **Display Communicates Current Status, Mode and Set Point, and Displays Error Messages When Applicable.**
- **Operating Modes Offer Flexibility.**
 - **Heat Pump (Only) Mode**—Maximizes consumer savings. The most energy-efficient mode as it only utilizes the heat pump.
 - **Hybrid Mode**—Saves while experiencing fast recovery. Hybrid mode is the factory setting combining heat pump efficiency and savings with recovery rates of standard electric when needed.
 - **Electric (Only) Mode**—Operates like a standard electric water heater, and eliminates the air flow and sound from the heat pump system when preferred (fastest recovery time, but least energy efficient).
 - **Vacation Mode**—Adjusts the temperature set point down to 50°F (10°C) for extended periods of time.
- **Vitraglas® Lining**—An exclusively engineered enamel formula that provides superior tank protection from the highly corrosive effects of hot water. This formula (Vitraglas®) is fused to the steel surface by firing at a temperature of over 1600°F (871°C).
- **Quiet Operation**—Operating sound level of approximately 55 DBA.
- **Can Be Laid Down for Easier Transportation**—Easy-to-open, protective packaging.
- **Easily Accessible Top Mounted Washable Air Filter**—User is automatically alerted when the air filter needs to be cleaned.
- **Operating air temperature range of 35-120°F (2-49°C) for the Heat Pump**—(Unit operates in Standard/Electric Mode outside of this range).
- **Backup Electric Heating Elements.**
- **Direct Heat Transfer with Immersed Elements**—Transfers heat directly and efficiently to the water. Screw-in style.
- **Insulation System**—2" (51mm) Non-CFC foam insulation covers the sides and top of the tank, reducing heat loss. This results in less energy consumption, improved efficiencies, and jacket rigidity.
- **Water Connections**—3/4" (19mm) NPT factory-installed true dielectric fittings extend water heater life and simplify water line connections.
- **Factory-Installed Heat Traps**—Design incorporates a flexible disk that reduces heat loss in piping and eliminates the potential for noise generation.
- **Protective Magnesium Anode Rod**—Provides added protection against corrosion for long-term, trouble-free service.
- **T&P Relief Valve**—Installed.
- **Low Restrictive Brass Drain Valve**—Durable tamper proof design.
- **Northern Climate Tier 3 Capable.**
- **Optional Ducting Kit**—Maximum duct length of 100 feet (30m) combined between inlet and exhaust.

FEATURING:



6 or 10-Year Limited Tank Warranties / 6 or 10-Year Limited Warranty on Component Parts.

For more information on warranty, please visit www.bradfordwhite.com

For products installed in USA, Canada, and Puerto Rico. Some states do not allow limitations on warranties.

See complete copy of the warranty included with the heater.

Residential Heat Pump Water Heater

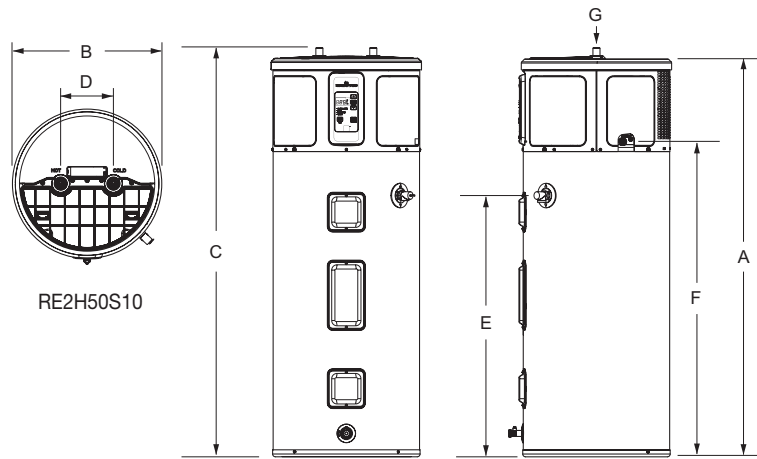
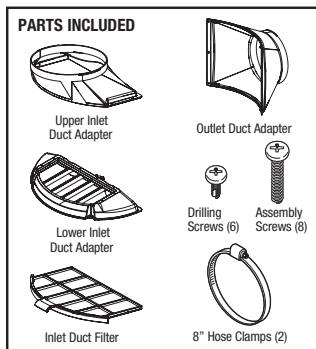
AeroTherm® Model

C.E.C. Listed

Model Number	Nominal Gal. Capacity		DOE Rated Storage Volume (Gal.)	First Hour Delivery Rating (Gal.)	Uniform Energy Factor	Recovery at 90°F Rise*		A Floor to Top of Heater in.	B Jacket Dia. in.	C Floor to Water Conn. in.	D C/L of Water Conn. in.	E Floor to T&P Conn. in.	F Floor to Condensate Conn. in.	G Water Conn. Size NPT in.	Approx. Shipping Weight lbs.
	U.S. Gal.	Imp. Gal.				U.S. GPH	Imp. GPH								
RE2H50S10	50	42	45	65	3.39	21	18	59 ³ / ₁₆	21 ³ / ₄	60 ³ / ₄	8	38 ⁷ / ₈	46 ¹³ / ₁₆	3/4	195
RE2H65T10	65	54	65	77	3.46	21	18	63 ³ / ₄	25	65 ¹ / ₂	8	42 ⁷ / ₈	51 ³ / ₈	3/4	236
RE2H80T10	80	67	75	87	3.48	21	18	70 ¹³ / ₁₆	25	73 ¹ / ₂	8	50 ³ / ₈	58 ¹¹ / ₁₆	3/4	259

Model Number	Nominal Liter Capacity	DOE Rated Storage Volume (Liters)	First Hour Delivery Rating (Liters)	Uniform Energy Factor	Recovery at 50°C Rise*		A Floor to Top of Heater mm.	B Jacket Dia. mm.	C Floor to Water Conn. mm.	D C/L of Water Conn. mm.	E Floor to T&P Conn. mm.	F Floor to Condensate Conn. mm.	G Water Conn. Size NPT mm.	Approx. Shipping Weight kg.
					Liters/Hour									
RE2H50S10	189	170	246	3.39	79	1503	552	1543	203	987	1189	19	88	
RE2H65T10	246	246	291	3.46	79	1619	635	1664	203	1216	1305	19	107	
RE2H80T10	303	284	330	3.48	79	1799	635	1867	203	1280	1491	19	117	

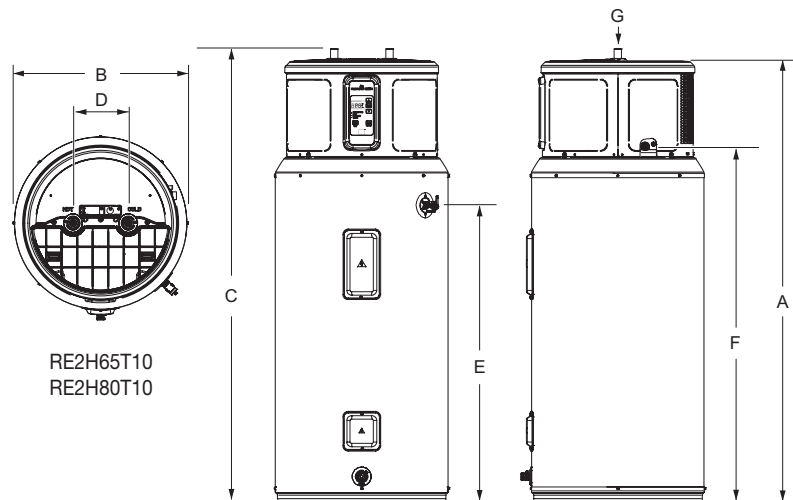
*Based on 4500/4000W, Non-Simultaneous operation.
For 6 year models, change suffix from "10" to "6".
Uniform Energy Factor and First Hour Rating is based on the latest AHRI directory listings.



Optional Ducting Kit:

Part No. 415-52820-00.

Kit installation also requires - 8" (203mm) insulated flexible ducting, ducting support hangers and exterior wall vents for inlet & outlet. Additional clearances required for ducting, refer to ducting kit instructions.



General

Meets NAECA Requirements.

All models are UL listed. These heaters are wired inter-locking (Non-Simultaneous, Single Phase) 240V with 4500W upper element and 4000W lower element. All water connections are 3/4" (19mm) NPT and electrical connections are 1/2" (13mm) NPT. All models certified at 300 PSI test pressure (2068 kPa) and 150 PSI working pressure (1034 kPa).

Dimensions and specifications subject to change without notice in accordance with our policy of continuous product improvement. Suitable for Water (Potable) Heating.

Toxic chemicals, such as those used for boiler treatment, shall NEVER be introduced into this system. This unit may NEVER be connected to any existing heating system or component(s) previously used with a non-potable water heating appliance.

— BRADFORD WHITE IS —



For field service, contact your professional installer or local Bradford White sales representative.

Sales 800-523-2931 ■ Fax 215-641-1612

Technical Support 800-334-3393 ■ Email techserv@bradfordwhite.com

Warranty 800-531-2111 ■ Email warranty@bradfordwhite.com

International: Telephone 1-215-641-9400 ■ Email international@bradfordwhite.com / www.bradfordwhite.com

Built to be the Best™